


Logging in to Schoology using App or through Web Browser

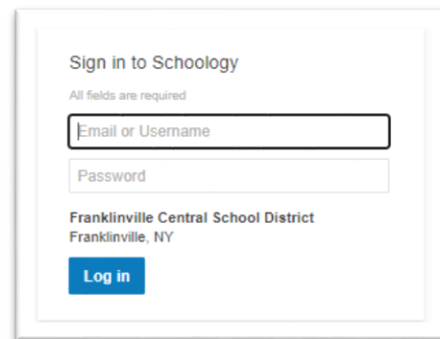
Using the App




1. Open the Schoology app
2. Search for the appropriate school
 - a. Do not use Franklinville Central School District – your class data will not show
 - b. For HS students, search for and select Ten Broeck Academy
 - c. For ES students, search for and select Franklinville Elementary
3. Enter your Franklinville CSD computer credentials: username (not email address) and password
4. Select 

Using a Web Browser

1. Open a web browser and type or use this link (located under Site Shortcuts on the school website: www.tbafcs.org):

The image shows a screenshot of the Schoology login page. It has a white background with a light gray border. At the top, it says 'Sign in to Schoology'. Below that, it says 'All fields are required'. There are two input fields: 'Email or Username' and 'Password'. Below the input fields, it says 'Franklinville Central School District' and 'Franklinville, NY'. At the bottom, there is a blue 'Log in' button.

<https://schoology.tbafcs.org/login/ldap?&school=522583471>

2. Enter your Franklinville CSD computer credentials: username (not email address) and password
3. Select 

Note: The “Forgot your password?” link on the login pages will not work to reset your password, since your password is synced with your user account in our network.

Having Connection Issues? If you are experiencing connection issues or lose connection to Schoology, please check Schoology’s status page (<https://status.schoology.com/>) to see if the problem is known.

Need Help? If you need additional assistance, please email Mr. Potter at apotter@tbafcs.org or call him at 716-676-8030 during normal school hours.